





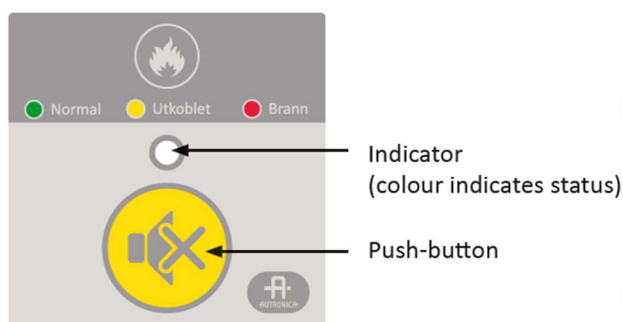





<p>Red pulsing light An alarm is activated</p> <p>An evacuation is to be carried out, but you have the possibility to turn off the alarm for a short period in order to investigate the area for a possible fire outbreak/smoke development</p>		
	 Press 1 second	 Orange pulsing light
<ul style="list-style-type: none"> Investigate the area for a possible fire outbreak/smoke development If a real and uncontrollable fire outbreak has occurred, <i>evacuate the premises immediately</i> If there is no fire outbreak and you manage to stop a smoke development, ventilate the room with fresh air 		
<p>Short green pulse – normal status</p> <p>If you intend to perform activities which likely may cause smoke development (for example, oven cooking which may cause smoke) you can in advance turn off the alarm (audio/visual) for 30 minutes</p>		
	 Press 5 seconds	 Orange pulsing light

Push-button and indicator

BN-303/LS is provided with a large yellow push-button and an indicator.



The colour on the indicator gives the current status:

-  Green, pulsing every 30 seconds:
 - The unit is in normal status
 - No alarms are activated in the local area
 - Smoke detection is active in the local area
-  Orange, pulsing every second
 One or several detectors in the local area have been disconnected from the operator panel, or the yellow button has been pressed to temporarily stop smoke detection
-  Red pulsing every half second:
 One or several detectors in the local area are in alarm condition (audiovisual units have been activated in the local area)